


OVERVIEW

On her quest to find the biggest wave, Billie the dolphin encounters danger at every turn and ends up saving new friends in dire circumstances. Not only does this picture book deliver a captivating story about the human-made perils for ocean wildlife, it also includes a double page of facts about issues faced by dolphins.



THE BACK BLURB

Join Billie the dolphin on this perilous adventure as she sets off to find the biggest wave — the hugest of huge, the giant of giants — a wave that makes her feel happy, safe and free.

Billie travels across the ocean, saving new friends from pollution, huge drift nets, whaling and much more.

This eye-opening story draws attention to the human-made dangers for dolphins and our oceans.

KEY INFORMATION

- Title: *Billie*
- Author: Nicole Godwin
- Illustrator: Demelsa Haughton
- Category: Picture book
- Publisher: Tusk Books (www.tuskbooks.com)
- ISBN: 978-0-9945314-1-4
- RRP: \$24.99
- Release date: 19 August 2018
- Book size and format: Hardcover, dimensions 25cm (width) x 26cm (height)
- Key themes: dolphin conservation, ocean conservation, advocacy, friendship, determination
- Australian Curriculum: Links to Australian school curriculum topics of English (Learning F-2 and 3-6), cross curriculum priority of sustainability and the general capability of ethical understanding
- Contact: Nicole@tuskbooks.com



About the Author and Illustrator

Nicole Godwin lives in Canberra, Australia, with her husband, three children and many ants that won't take the hint that their home is outside (that's the ants not the children ☺). Nicole is on a mission to tell the stories of animals who don't have a voice of their own.

Demelsa lives in England. She painted all of the magical pictures from *Billie* on a digital tablet. Her artistic creations are guaranteed to make you smile and see the world a bit differently.

Questions/comprehension

Teachers can ask students the following questions to gauge comprehension of the story.

- What are some of the issues Billie faces throughout the book?
- What is Billie's goal?
- How did you feel as you read the book?
- When was Billie saddest? Why?
- When was Billie happiest? Why?

Activities

A range of activities are listed below suiting different year levels. Feel free to send students' work through to nicole@tuskbooks.com

1. Make a wave with a message

Cut out a wave and colour it in. You will need paper (blue or white), pencils or crayons and scissors. Colour in the wave to show variation in colour and bring it to life.

On the wave, write a message that you want to share with others about ocean conservation. Write it from a dolphin's perspective. The message might be information you have learned from *Billie*'s facts page, or something else you know about dolphins. Here are some ideas for starters, 'Please stop putting plastic in the ocean' or 'There are more than 40 species of dolphin' or 'We belong in the wild, not in dolphin parks'.

2. Billie word search and maze

Have some fun with the *Billie* word-search and two mazes included at the back of this document.


3. Make an origami dolphin or whale

You can make an origami dolphin or whale. The whale is much easier and recommended for younger students. You can find instructions here:

http://www.wdcs.org/submissions_bin/origami_whale.pdf

The dolphin is more complex and recommended for older grades. You can follow instructions on YouTube here: <https://youtu.be/ZHKUOuIKRR8>

You might also be interested to know that over 30,000 origami whales and dolphins were sent to politicians in Europe as a statement that they don't support whales and dolphins in captivity. This campaign is still running. You can find out more here. http://www.wdcs.org/wdcskids/en/story_details.php?select=869



4. Emotions

Children feel a lot of different emotions when reading *Billie*. Pick several pages from the book and write down what emotion you feel for each page and then make up an emoji for each emotion.

Children might feel sad, happy, hopeful, angry or excited.

To ensure a variety of emotions, some suggested double pages are:

- The second double page that starts with the text, "She's off to find an enormous wave..."
- The page with ocean plastic and junk. It starts with the text, "Choppy seas thrash..."
- The page where Billie is looking at the other dolphins in the dolphin park. It starts with the text, "The waves wallop..."
- The page where Billie first sees the huge driftnet. It starts with the text, "Then ... calm above..."
- The page where Billie is stuck in the net. It starts with the text, "The ocean is frenzied..."
- The page where a large wave is looming. It starts with the text, "Another wave appears..."
- The final page where everyone is surfing the wave. It starts with the text, "...her new friends..."

5. Favourite page writing exercise

Pick your favourite double page from the book and write about why it is your favourite. You might want to say how it made you feel, what you liked about the illustrations and what made this page stand out for you.

6. TED Ed video on dolphin intelligence

<https://ed.ted.com/lessons/how-smart-are-dolphins-lori-marino#watch>

This short five minute video provides a great overview about dolphin intelligence. A feature of TED Ed material is that there are also associated quizzes for students based on the video plus a range of other resources.



7. Write an action plan to help dolphins and ocean wildlife

An action plan contains a list of things you plan to do to reach a goal. If your goal is to help dolphins and ocean wildlife, consider some of the issues that are included in the picture book and write down what you can personally do to help.

Examples of things in your action plan could be:

- Stop using plastic bags.
- Stop buying water in plastic bottles.
- Never visit a dolphin park.

8. Write a book review

Write a book review. You may wish to use the following as a guide of things to include:

- Name of book, author and illustrator.
- Short overview of story (known as a synopsis).
- Your opinion on the plot, characters (what do you like about them), illustrations (style, colours, emotions conveyed), text and overall.
- What you loved most or if you didn't like it, what didn't appeal.
- Depending on the book, you might ask yourself questions such as:
 - How did the book make you feel?
 - Did you learn anything new?
 - What would you rate it out of 10 and why?
- Price

Make sure you send your reviews through to nicole@tuskbooks.com as some reviews may be posted on the Tusk Books Facebook page and website (www.tuskbooks.com).

9. Write and illustrate your own picture book that gives a voice to a different animal

Choose an animal that you would like to create a book about. Think about what animal you want to give a voice to. Consider what this animal may be thinking and feeling and about the problems they may face. Remember that a story usually has a quest or a mission. For *Billie* it was finding the biggest wave. For others it might be to find a new home, meet other animals or to live in safety.

The list of animals to choose from is endless as most animals will face issues small or large – rhinoceros, tigers, cats, koalas, dogs, pigs, orangutans, whales, chickens, gibbons, dolphins, bears, horses, sharks, seals, chimpanzees, cows, ducks, giraffe, lions, kangaroos, rabbits and so on.

10. Spread the word

If you want to help dolphins and ocean wildlife, one of the best ways is to spread the word. You can do this in many ways such as:

- talking about the issues dolphins face with family and friends
- choosing dolphins as your topic in a school speech
- organising a fund raiser such as a cake stall to raise money for dolphins
- performing *Billie* as a play at a school assembly (note: we'd love to hear if you are doing this).

SAMPLE ILLUSTRATIONS



Billie

Word Search

K C P K Q G O H C H U A P C I J T T
W L P Q C B I L L I E R L E X A U S
P S E B E F R I E N D S A T D V R U
C O N S E R V A T I O N S A R Z T R
P O L L U T I O N I R G T C I S L F
W R M Q F I S H T S G O I E F W E I
D O L P H I N S L F D J C A T F W N
W C C B Z O C T O P U S J N N J H G
A B R D J I W G R N A Z U S E R A H
V A A O N V Q F O C E A N F T T L P
E N B S T M S J Y F N W K K Q L E C
E M P T Y T H E T A N K S E A L B Y

Find the following words in the puzzle.

Words are hidden → ↓ and ↘ .

BILLIE
CETACEANS
CONSERVATION
CRAB
DOLPHIN
DRIFTNET
EMPTYTHETANKS

FISH
FRIENDS
OCEAN
OCTOPUS
PLASTICJUNK
POLLUTION
SEAL



SURFING
TURTLE
WAVE
WHALE

Visit www.tuskbooks.com for more information about the picture book 'Billie'.



Billie

Maze 1 - Easy




Can you help Billie and her new marlin friend find a wave?

Visit www.tuskbooks.com for more information on the picture book 'Billie'.

Billie

Maze 2 – Hard



Help Billie find her wave.

Visit www.tuskbooks.com for more information on the picture book 'Billie'.